

MNSPHC

Grand Paint

Classic

Patterns

June 15 & 16, 2024

MNSPHC Grand Paint CLASSIC

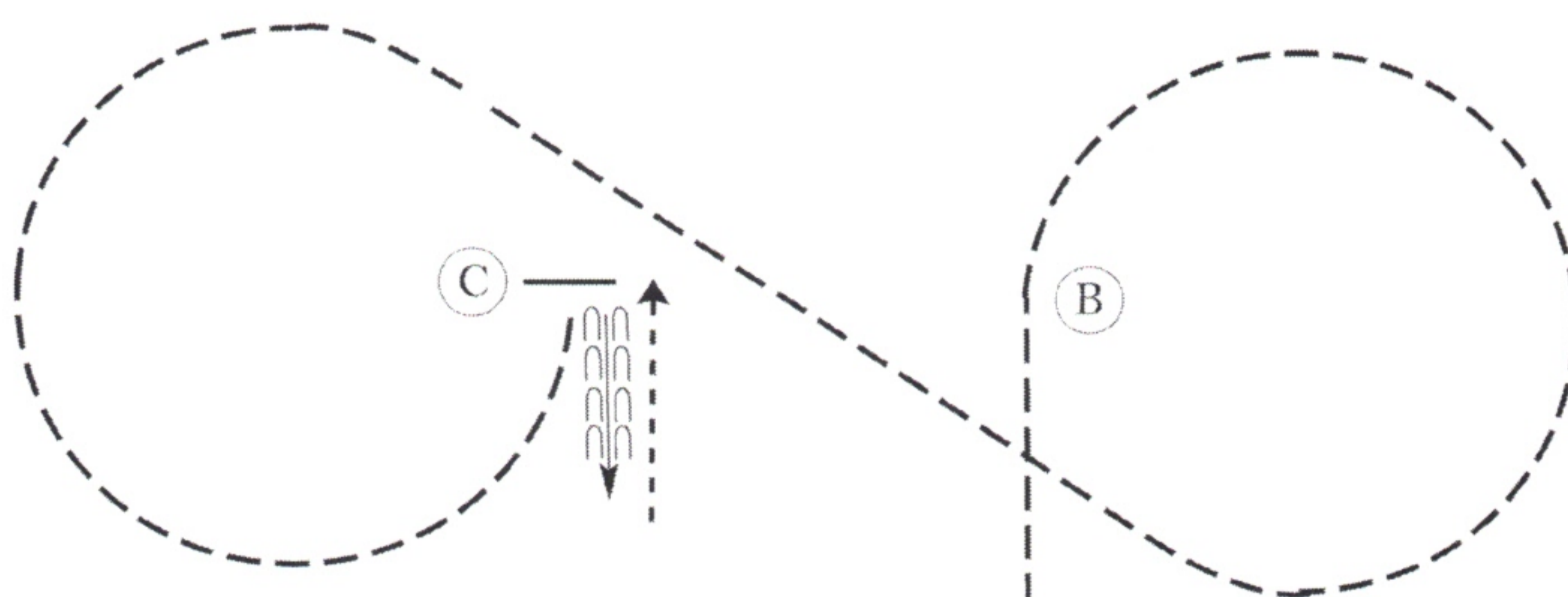
Hunt Seat Equitation (W/T / Amateur/Youth/5-10/11-18)

Show Date: 6/15-16/2024

93, 94, 95,

W W W . H O R S E S H O W P A T T E R N S . C O M

W W W . H O R S E S H O W P A T T E R N S . C O M



Be ready before A.

1. Walk to A.
2. Sitting trot to B.
3. At B, trot a circle to the right on the left diagonal.
4. When halfway to C, change diagonals.
5. Posting trot on the right diagonal to and around C.
6. Stop at C and back approximately one horse length.

Exit at a walk.

Follow the instructions of your ring steward.

A

B

C

Walk	-----
Trot	- - - - -
Extended Trot	— — — — —
Canter	—————
Leg Yield	
Lead Change	— / —
Back	← ← ← ← ←
Marker	⊙
Sidepass	← ← ← ← ←
Hand Gallop	— — — — —

[HSE/WT-41]

Pattern Provided by:
Judges

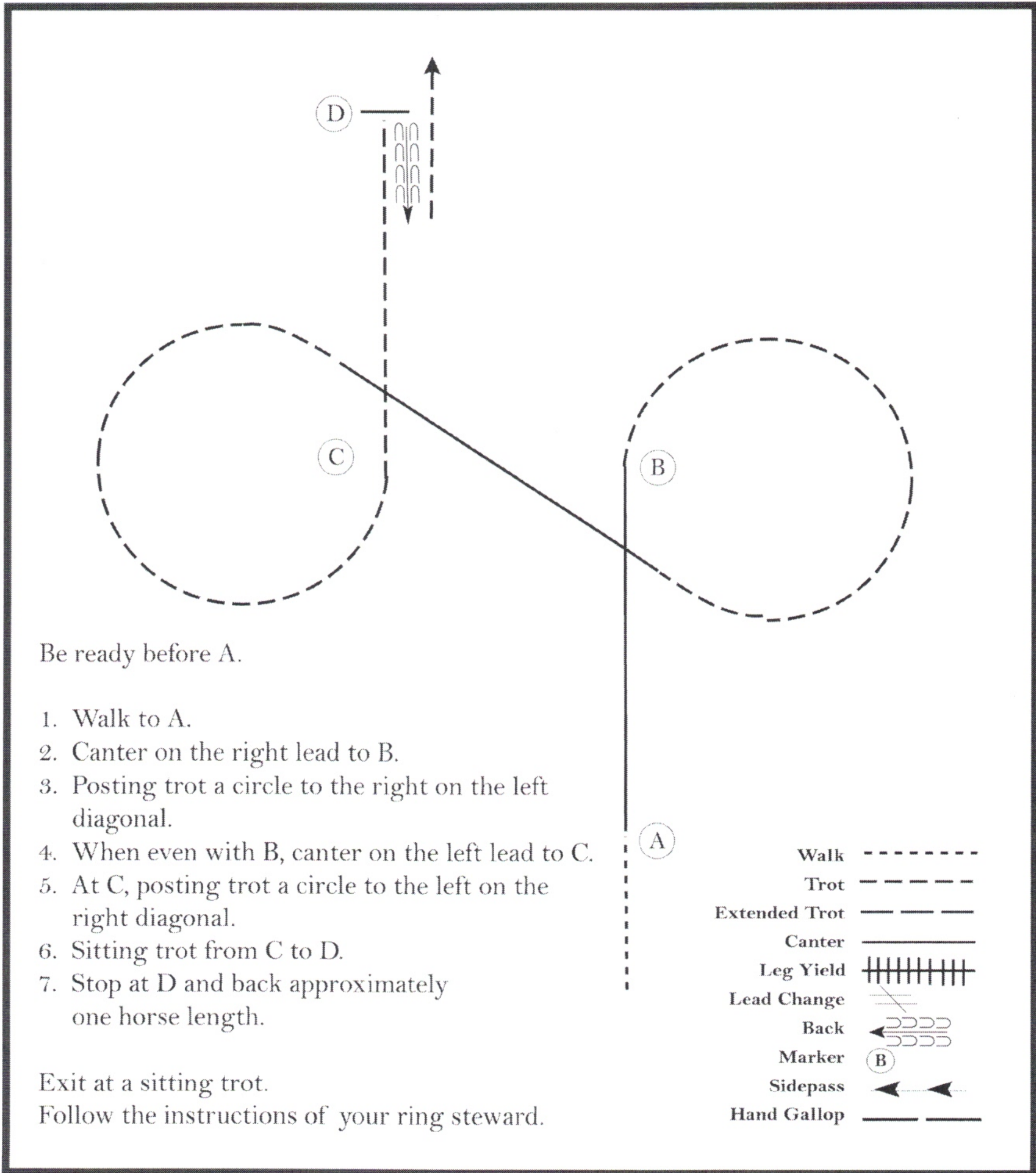
MNSPHC Grand Paint CLASSIC

Hunt Seat Equitation (Novice Amateur/ Novice Youth/ 13 and under)

Show Date: 6/15-16/2024 96, 97, 101

www.horsecshowpatterns.com

www.horsecshowpatterns.com



Be ready before A.

1. Walk to A.
2. Canter on the right lead to B.
3. Posting trot a circle to the right on the left diagonal.
4. When even with B, canter on the left lead to C.
5. At C, posting trot a circle to the left on the right diagonal.
6. Sitting trot from C to D.
7. Stop at D and back approximately one horse length.

Exit at a sitting trot.

Follow the instructions of your ring steward.

Walk	-----
Trot	- - - - -
Extended Trot	-----
Canter	=====
Leg Yield	
Lead Change	—/—
Back	←←←←←
Marker	(B)
Sidepass	←←←←←
Hand Gallop	=====

[HSE/2-41]

Pattern Provided by:

Judges

MNSPHC Grand Paint CLASSIC

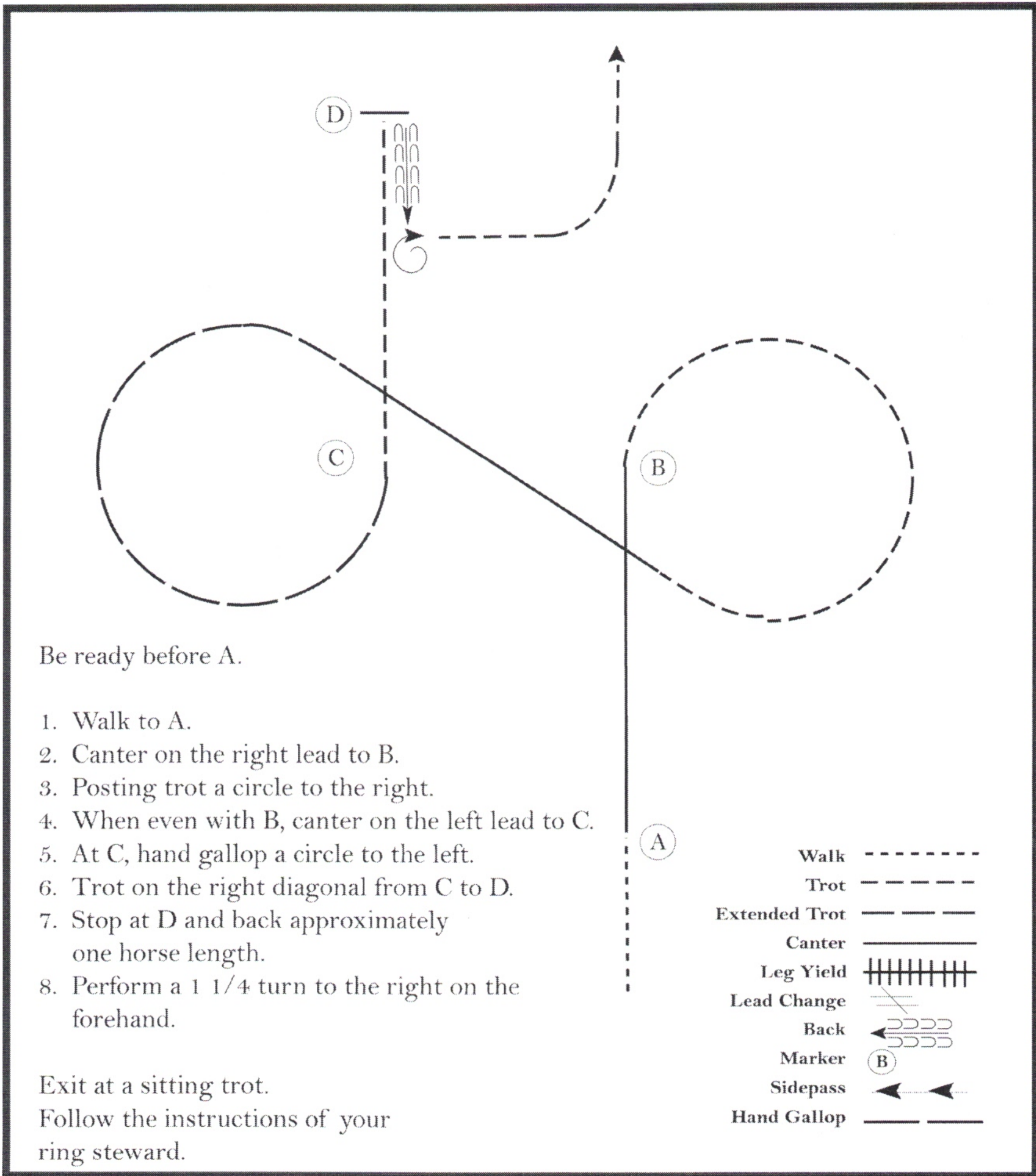
Hunt Seat Equitation (Amateur/Youth 18/Youth/Amateur SBP/)

Show Date: 6/15-16/2024

91, 92
98, 99, 100, 102

www.horsethows.com

www.horsethows.com



Be ready before A.

1. Walk to A.
2. Canter on the right lead to B.
3. Posting trot a circle to the right.
4. When even with B, canter on the left lead to C.
5. At C, hand gallop a circle to the left.
6. Trot on the right diagonal from C to D.
7. Stop at D and back approximately one horse length.
8. Perform a 1 1/4 turn to the right on the forehand.

Exit at a sitting trot.
Follow the instructions of your ring steward.

Walk	-----
Trot	- - - - -
Extended Trot	- - - - -
Canter	—————
Leg Yield	
Lead Change	— / —
Back	← ← ← ← ←
Marker	(B)
Sidepass	← ← ← ← ←
Hand Gallop	—————

[HSE/3-41]

Pattern Provided by:

Judges

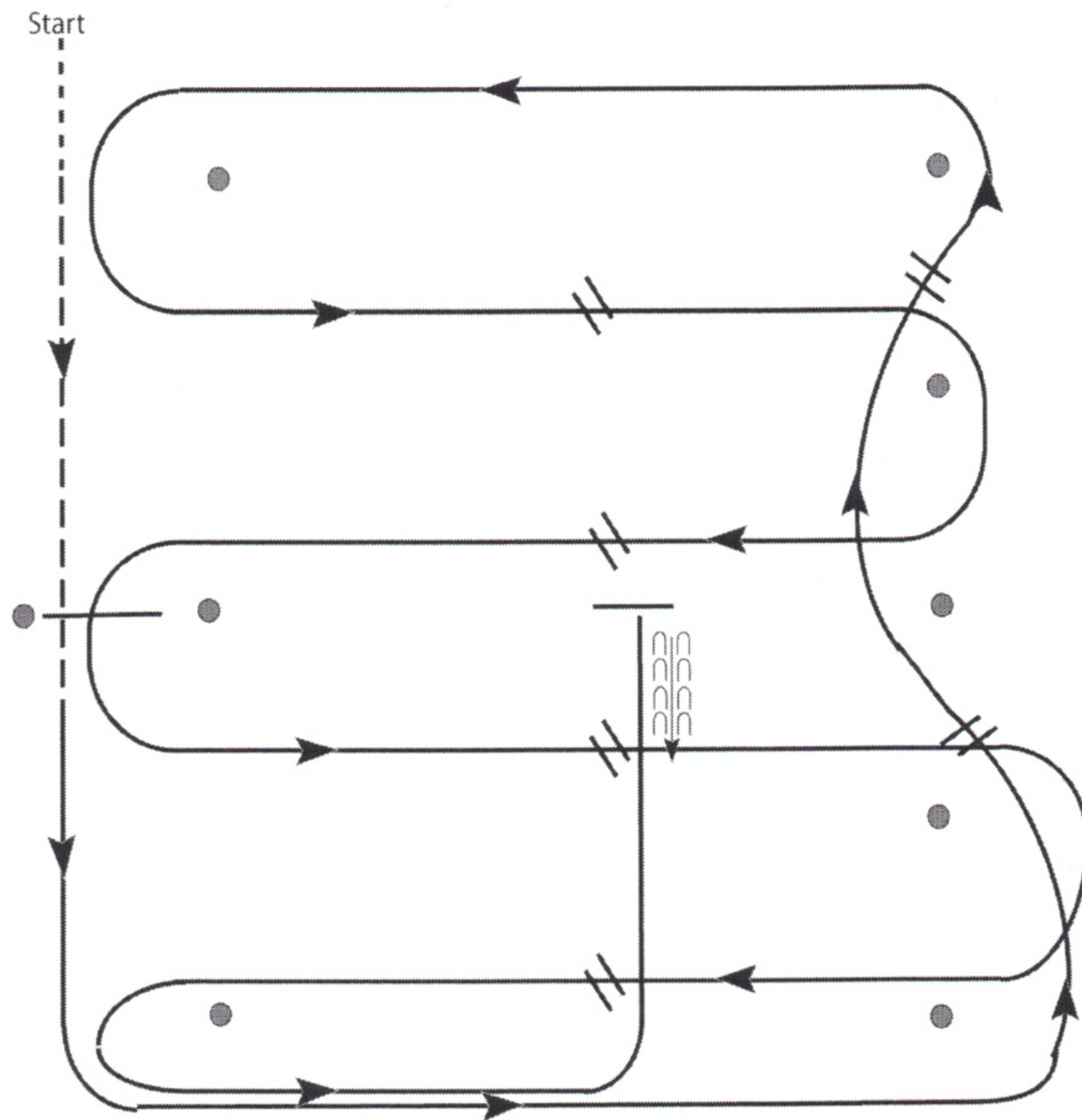
MNSPHC Grand Paint CLASSIC

Green Western Riding (Green Western Riding)

Show Date: 6/15-16/2024 103

W W W . H O R S E S H O W P A T T E R N S . C O M

W W W . H O R S E S H O W P A T T E R N S . C O M



1. Walk at least 15' & jog over log.
2. Transition to left lead and lope around end.
3. First line change.
4. Second line change. Lope around end of arena
5. First crossing change.
6. Second crossing change.
7. Lope over log.
8. Third crossing change.
9. Fourth crossing change.
10. Lope up the center, stop and back.

[WR/GP-1]

Pattern Provided by:

Judges

MNSPHC Grand Paint CLASSIC

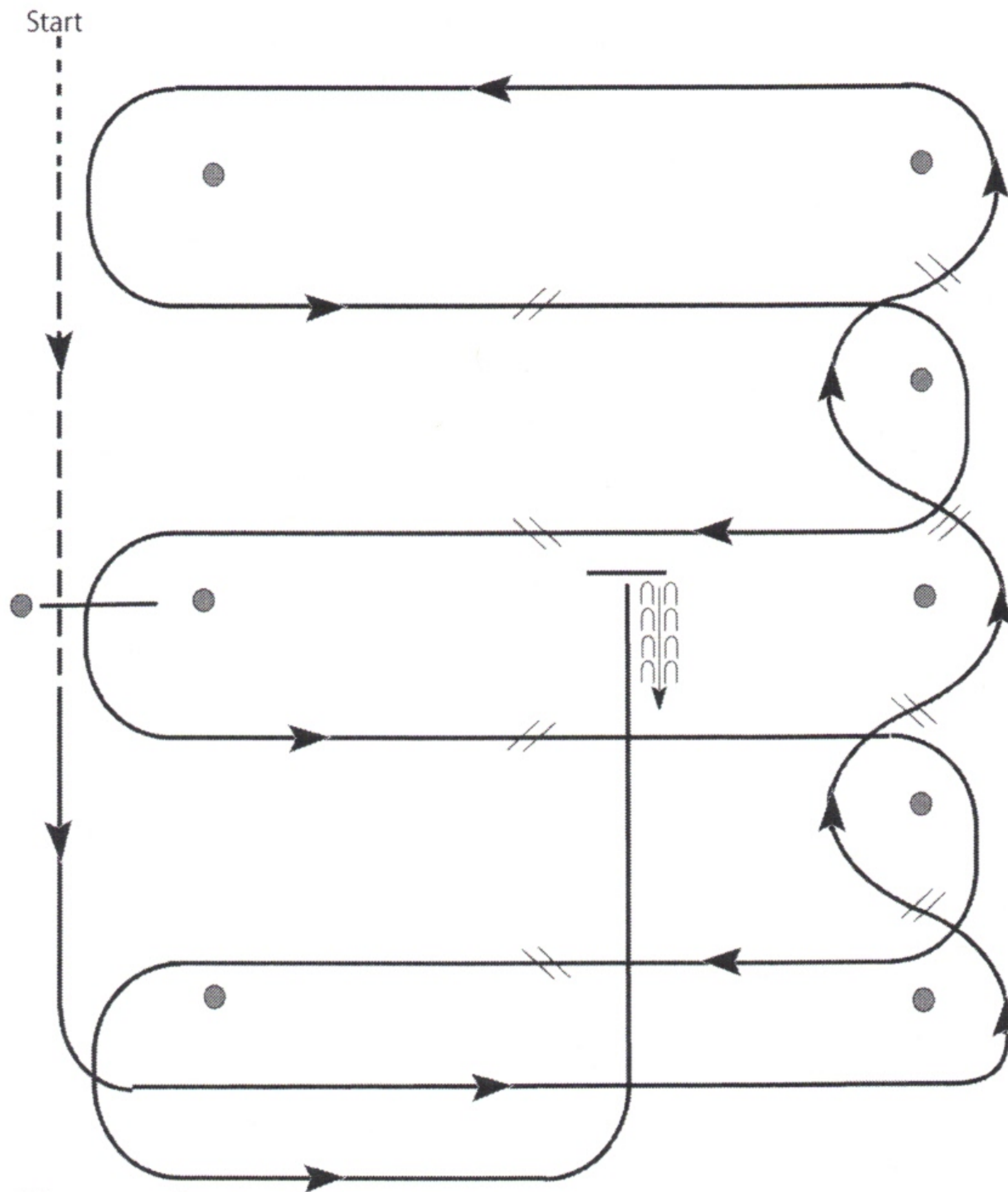
Western Riding (Amateur/Youth/Open)

Show Date: 6/15-16/2024

104 105 106

www.HorseShowPatterns.com

www.HorseShowPatterns.com



1. Walk and jog over log.
2. Transition to lope and lope around end.
3. First line change.
4. Second line change.
5. Third line change.
6. Fourth line change and lope around the end of the arena.
7. First crossing change.
8. Second crossing change.
9. Lope over log.
10. Third crossing change.
11. Fourth crossing change.
12. Lope up the center, stop and back.

[WR/OP-1]

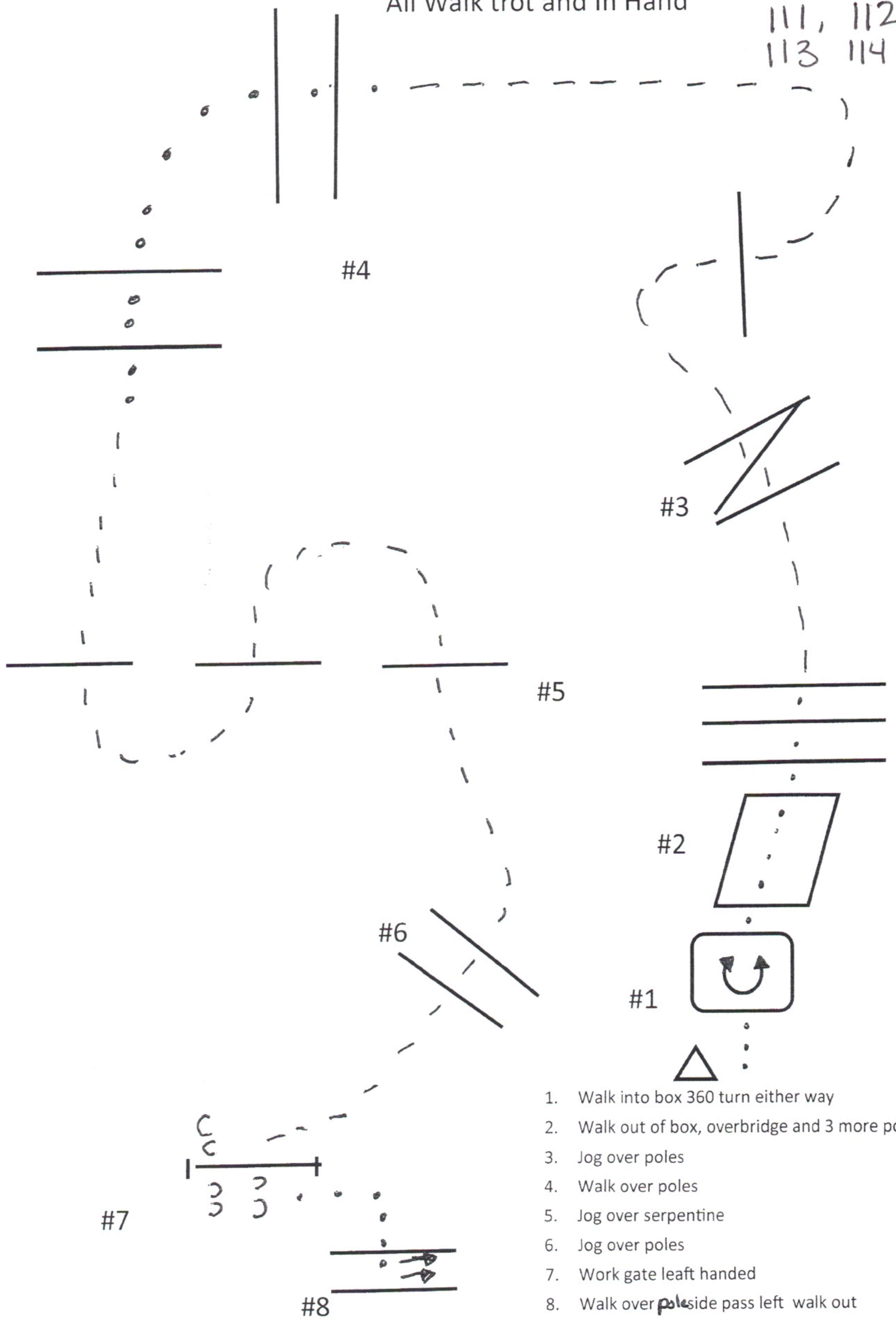
Pattern Provided by:

Judges

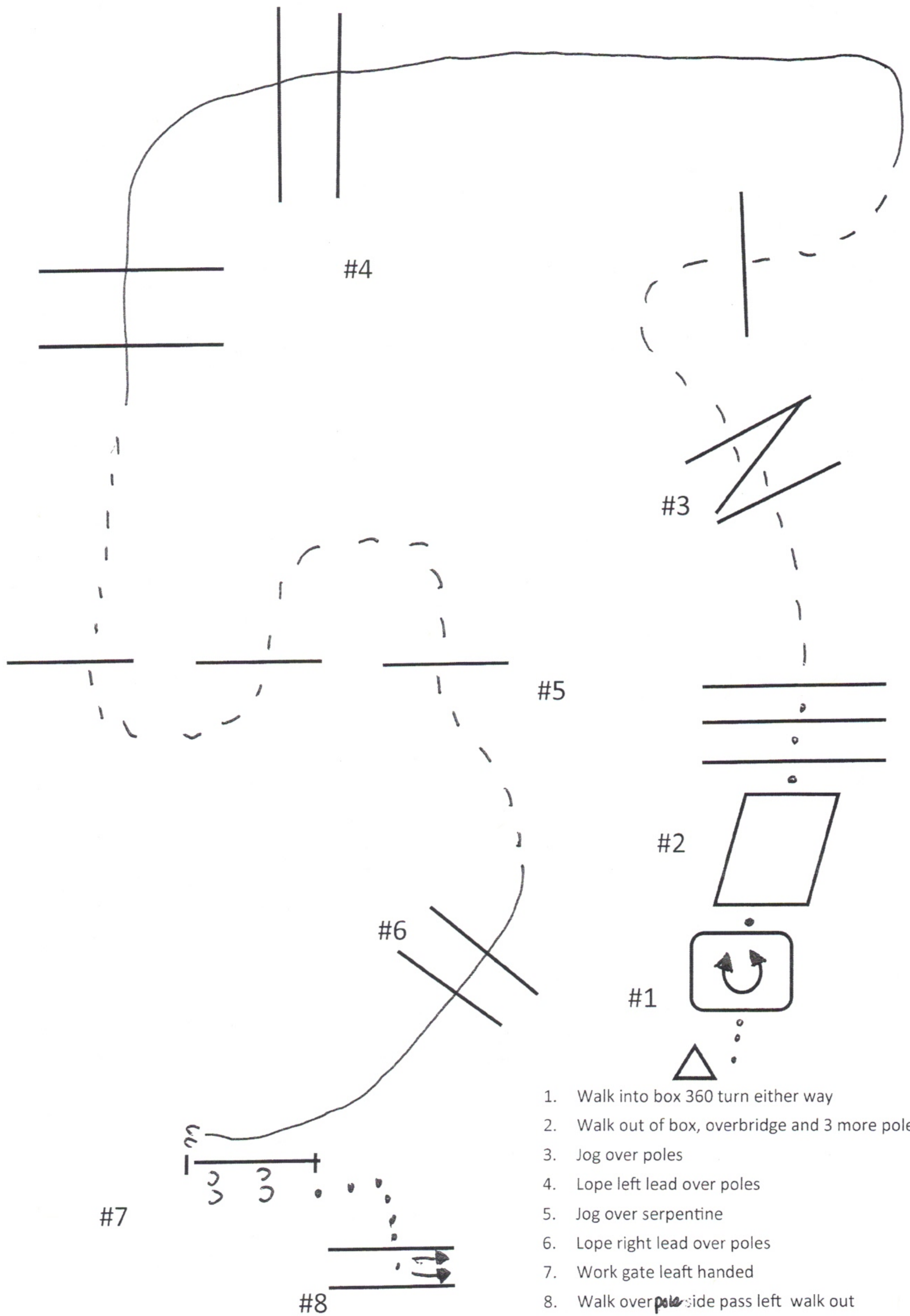
MNSPHC Grand Paint Classic

All Walk trot and In Hand

107, 108
109, 110
111, 112
113 114 115



1. Walk into box 360 turn either way
2. Walk out of box, overbridge and 3 more poles
3. Jog over poles
4. Walk over poles
5. Jog over serpentine
6. Jog over poles
7. Work gate left handed
8. Walk over poles side pass left walk out



1. Walk into box 360 turn either way
2. Walk out of box, overbridge and 3 more poles
3. Jog over poles
4. Lope left lead over poles
5. Jog over serpentine
6. Lope right lead over poles
7. Work gate left handed
8. Walk over ~~pole~~ side pass left walk out

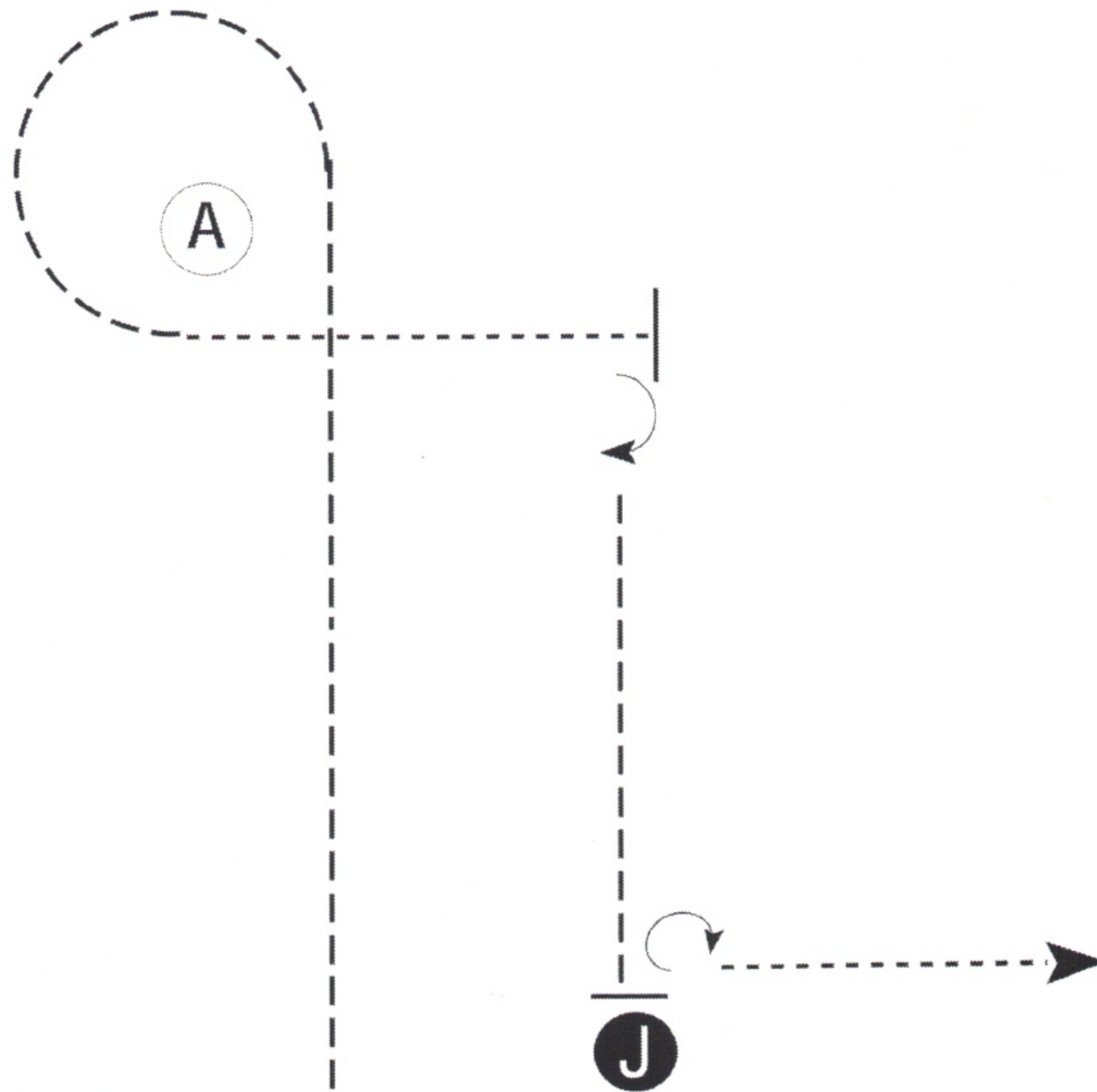
MNSPHC Grand Paint CLASSIC

Showmanship (Amateur Walk/Youth WT 5-10/11-18)

Show Date: 6/15-16/2024 137, 138, 139

www.HorseShowPatterns.com

www.HorseShowPatterns.com



Be ready even with judge.

1. Trot to and around A.
2. Walk from A until even with judge.
3. Stop and perform a 90 degree turn.
4. Trot to judge.
5. Stop and set up for inspection.
6. When dismissed, perform a 270 degree turn.
7. Walk straight away from judge.

Follow the instructions of your ring steward.

Walk	-----
Trot	- - - - -
Back	← ⊞ ⊞ ⊞ ⊞
Marker	⊞ B
Judge	⊞ J

• Amateur Walk Trot will walk only

[S/1-76]

Pattern Provided by:

Judges

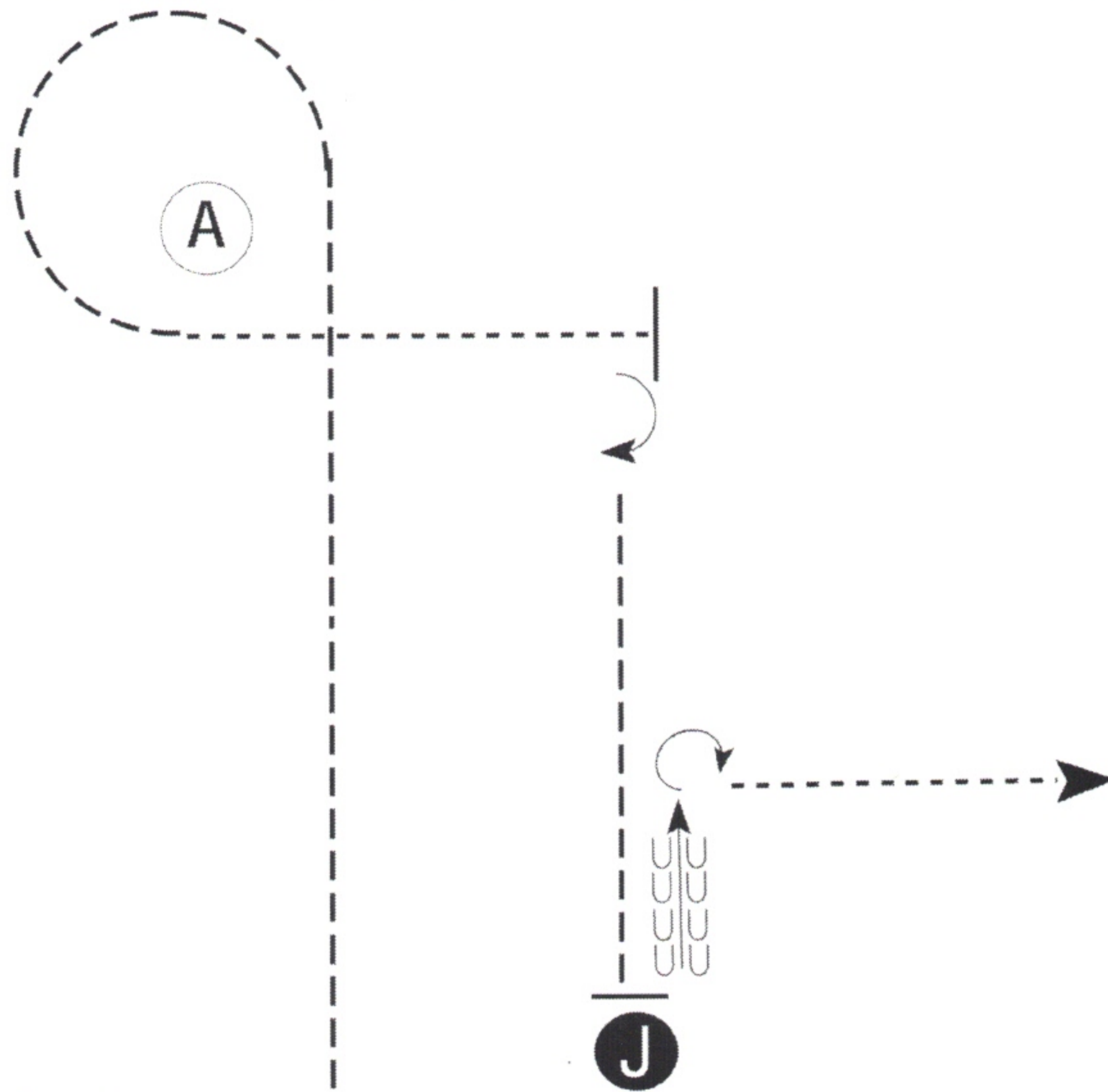
MNSPHC Grand Paint CLASSIC

Showmanship (Novice Youth/Novice Amateur/13)

Show Date: 6/15-16/2024 140, 141, 145

W W W . H O R S E S H O W P A T T E R N S . C O M

W W W . H O R S E S H O W P A T T E R N S . C O M



Be ready even with judge.

1. Trot to and around A.
2. Walk from A until even with judge.
3. Stop and perform a 90 degree turn.
4. Trot to judge.
5. Stop and set up for inspection.
6. When dismissed, back approximately 2 horse lengths.
7. Perform a 270 degree turn.
8. Walk straight away from judge.

Walk	-----
Trot	- - - - -
Back	← 〰 〰 〰
Marker	ⓑ
Judge	ⓐ

Follow the instructions of your ring steward.

[S/2-76]

Pattern Provided by:

Judges

MNSPHC Grand Paint CLASSIC

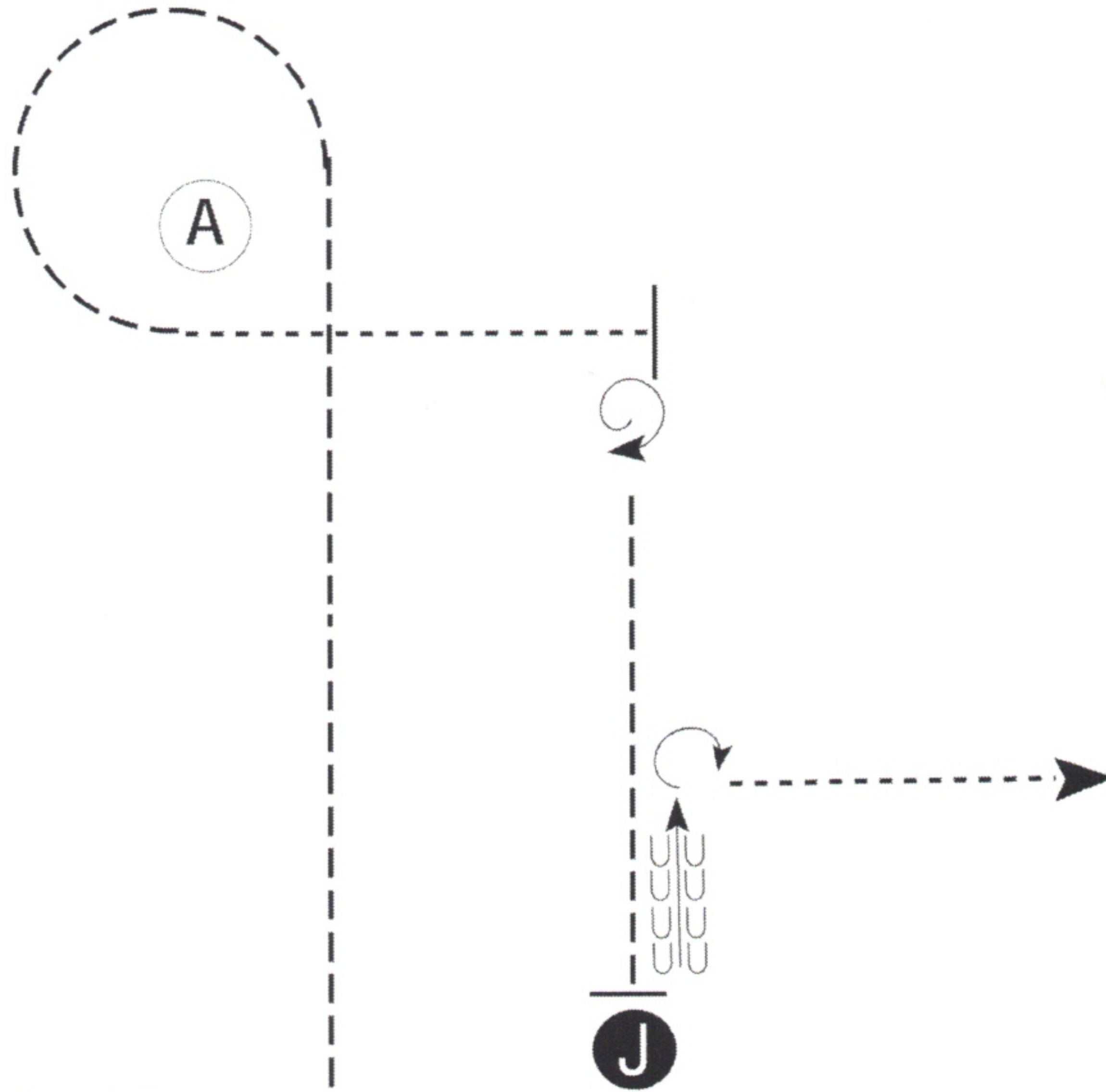
Showmanship (Amateur/ Youth 14-18/SBP Amateur/Youth)

Show Date: 6/15-16/2024 142 143 144 146 133,134

135
136

www.HorseShowPatterns.com

www.HorseShowPatterns.com



Be ready even with judge.

1. Trot to and around A.
2. Walk from A until even with judge.
3. Stop and perform a 450 degree turn.
4. Trot to judge.
5. Stop and set up for inspection.
6. When dismissed, back approximately 2 horse lengths.
7. Perform a 270 degree turn.
8. Walk straight away from judge.

Walk	-----
Trot	- - - - -
Back	← u u u u u u
Marker	⊙ B
Judge	⊙ J

Follow the instructions of your ring steward.

[S/3-76]

Pattern Provided by:

Judges

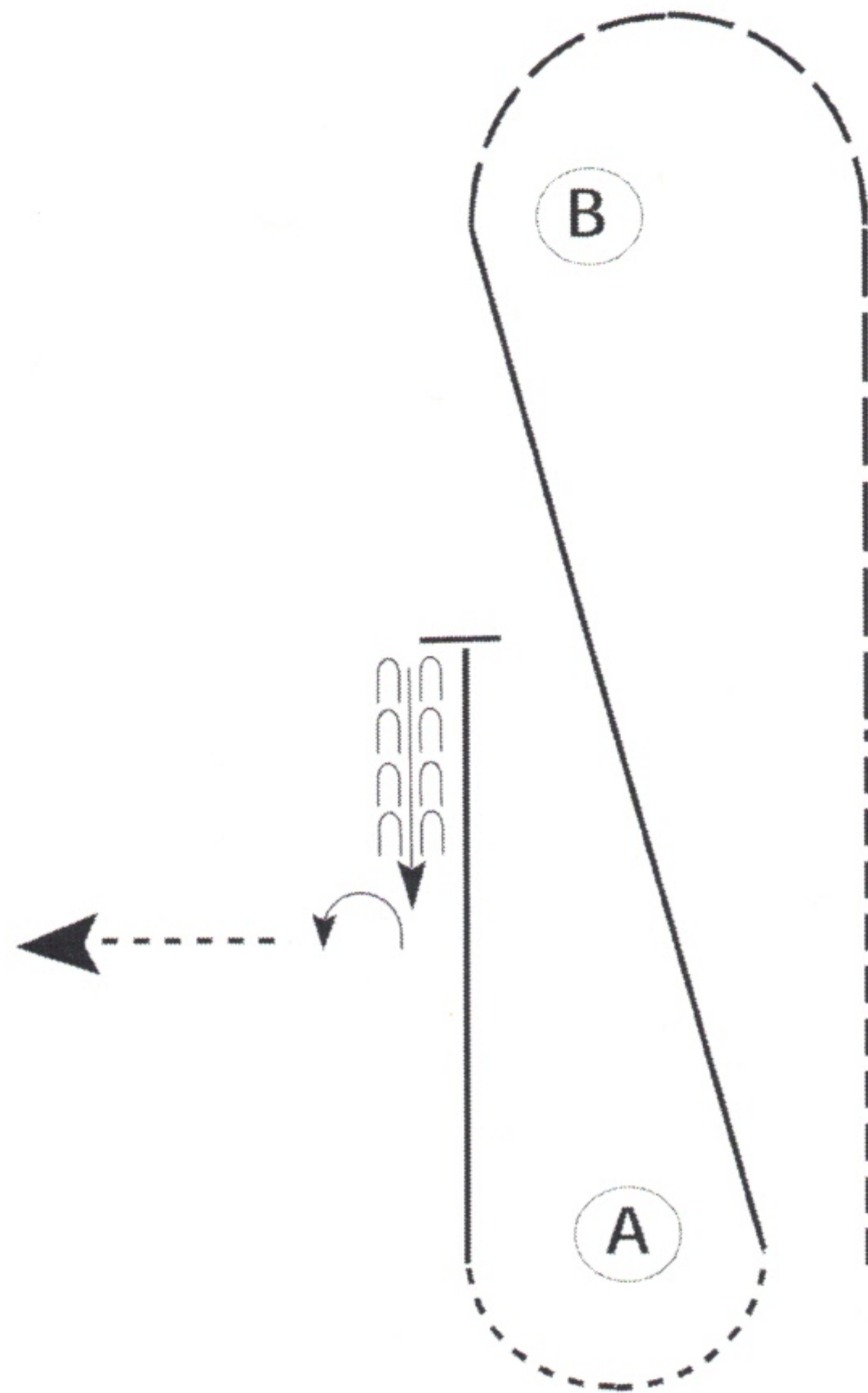
MNSPHC Grand Paint CLASSIC

Western Horsemanship (Novice Amateur/ Novice Youth/ Youth 13)

Show Date: 6/15-16/2024 179, 180 184

W W W . H O R S E S H O W P A T T E R N S . C O M

W W W . H O R S E S H O W P A T T E R N S . C O M



Be ready at A.

1. Jog halfway to B.
2. Extend the jog to and around B.
3. Lope on the left lead diagonally back to A.
4. Walk around A.
5. Lope on the right lead halfway to B.
6. Stop and back approximately two horse lengths.
7. Perform a 1/4 turn to the left.
8. Walk straight away.

Follow the instructions of your ring steward.

Walk	-----
Jog	- - - - -
Extended Jog	- - - - -
Lope	—————
Lead Change	
Back	
Marker	

[WH/2-86]

Pattern Provided by:

Judges

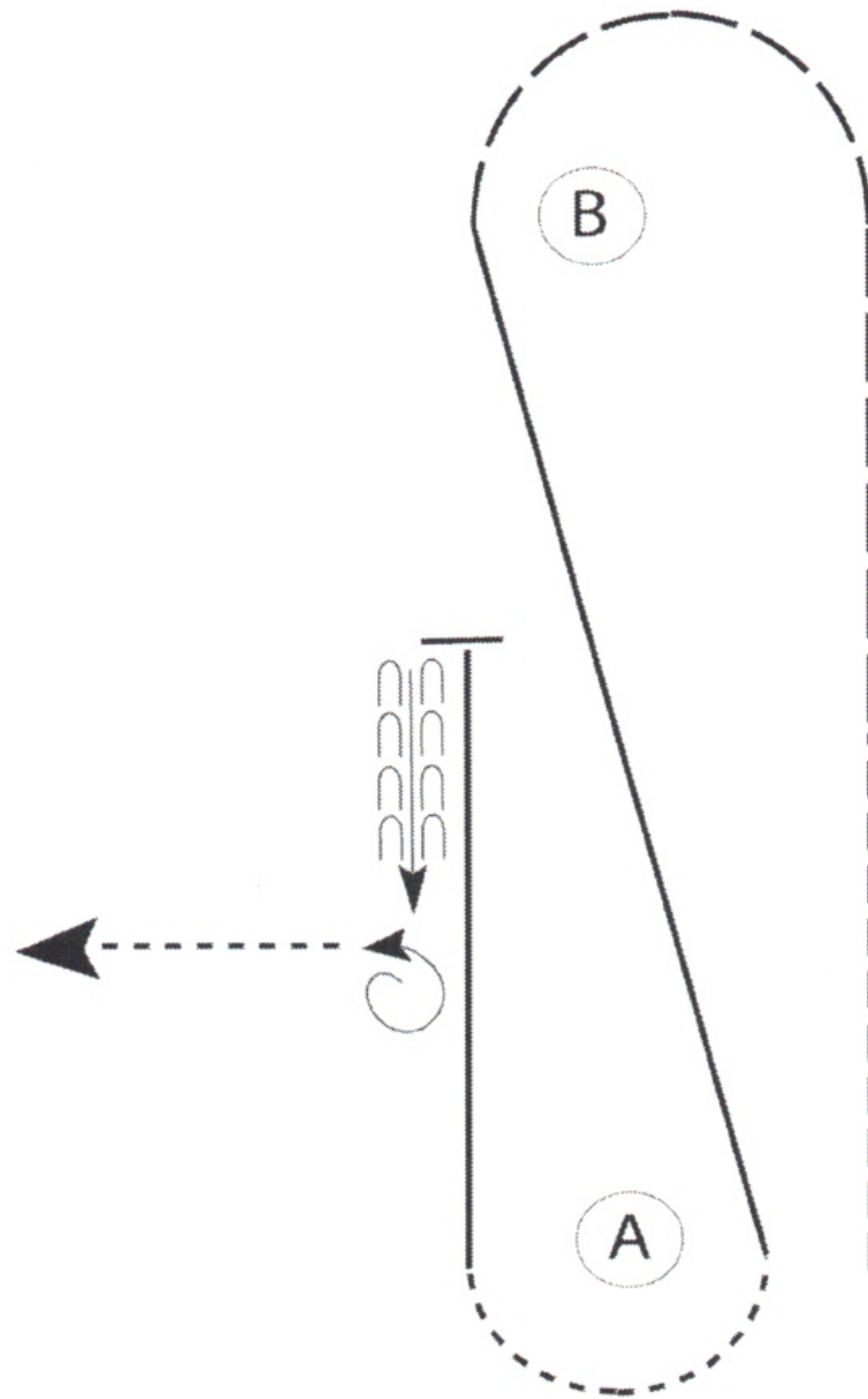
MNSPHC Grand Paint CLASSIC

Western Horsemanship (Amateur/Youth/SBP Amateur/Youth)

Show Date: 6/15-16/2024 181, 182, 183, 185, 172 17: 174 175

www.HorseShowPatterns.com

www.HorseShowPatterns.com



Be ready at A.

1. Jog halfway to B.
2. Extend the jog to and around B.
3. Lope on the left lead diagonally back to A.
4. Walk around A.
5. Lope on the right lead halfway to B.
6. Stop and back approximately two horse lengths.
7. Perform a 1 1/4 turn to the left.
8. Walk straight away.

Follow the instructions of your ring steward.

Walk	-----
Jog	-----
Extended Jog	-----
Lope	-----
Lead Change	
Back	
Marker	(B)

[WH/3-86]

Pattern Provided by:

Judges

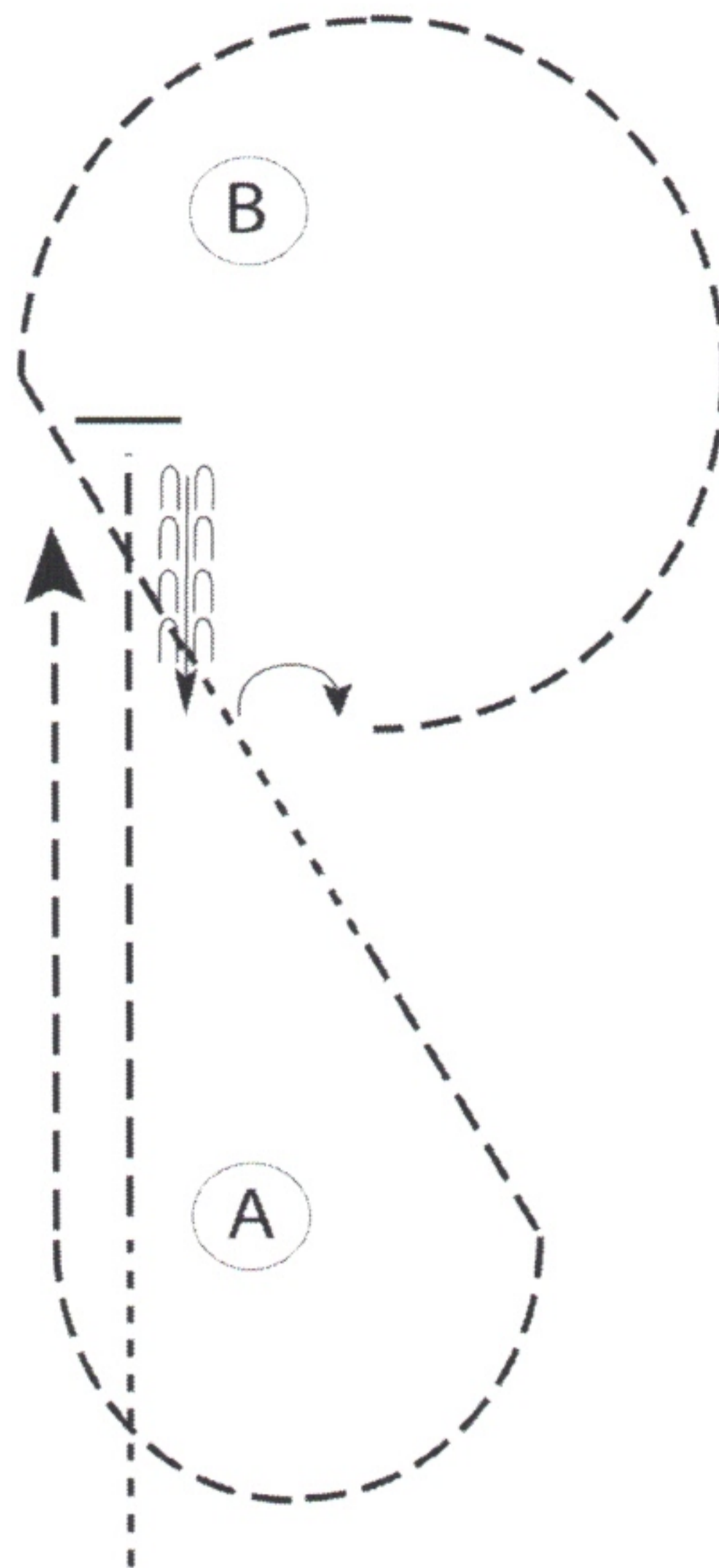
MNSPHC Grand Paint CLASSIC

Western Horsemanship (W/T/ Youth 5-10/11-18/Amateur)

Show Date: 6/15-16/2024 176 177 178

www.HorseShowPatterns.com

www.HorseShowPatterns.com



Be ready before A.

1. Walk to A.
2. Jog 2/3 of the way to B.
3. Stop and back to center of pattern.
4. Turn 1/4 turn right.
5. Jog to and around B and toward center of pattern.
6. Break to a walk through middle of pattern.
7. Jog around A and to exit as shown.

Follow the instructions of your ring steward.

Walk	-----
Jog	- - - - -
Extended Jog	— — — —
Lope	—————
Lead Change	
Back	
Marker	

[WH/WT-99]

Pattern Provided by:

Judges

MNSPHC Grand Paint CLASSIC

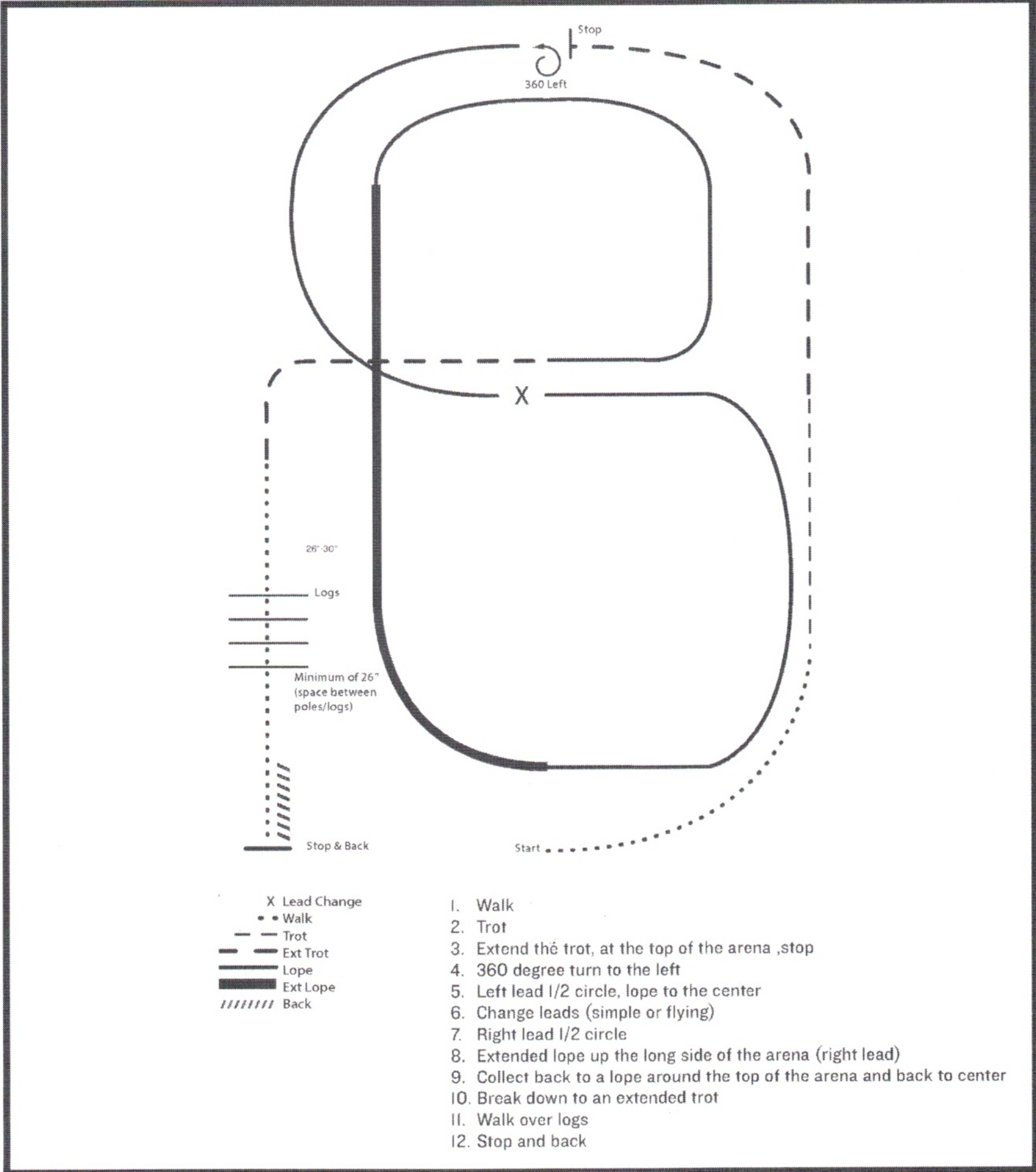
Ranch Riding (All Ranch Riding)

Show Date: 6/15-16/2024

191, 192, 193, 194

www.HorseShowPatterns.com

www.HorseShowPatterns.com



- X Lead Change
- Walk
- - - Trot
- - - Ext Trot
- Lope
- Ext Lope
- //// Back

1. Walk
2. Trot
3. Extend the trot, at the top of the arena ,stop
4. 360 degree turn to the left
5. Left lead 1/2 circle, lope to the center
6. Change leads (simple or flying)
7. Right lead 1/2 circle
8. Extended lope up the long side of the arena (right lead)
9. Collect back to a lope around the top of the arena and back to center
10. Break down to an extended trot
11. Walk over logs
12. Stop and back

[RR/AQHA-1]

Pattern Provided by:

Judges

©2024 HorseShowPatterns.com. All Rights Reserved.

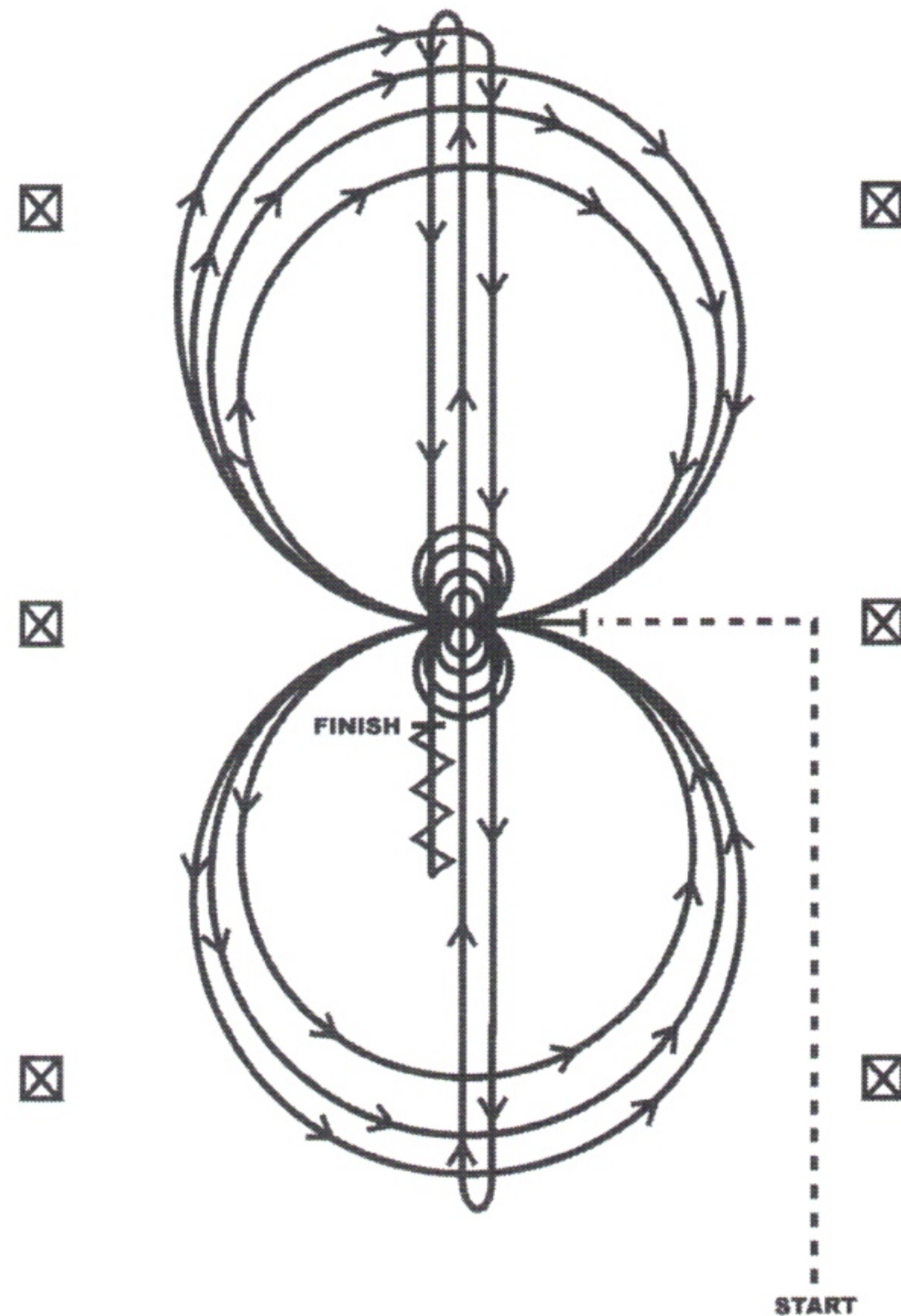
MNSPHC Grand Paint CLASSIC

Reining (Open/Amateur/Youth)

Show Date: 6/15-16/2024

195, 196, 197

REINING PATTERN II



Horses must jog to the center of the arena. Horses must walk or stop prior to starting the pattern. Beginning at the center of the arena facing the left wall or fence.

1. Complete four spins to the left. Hesitate.
2. Complete four spins to the right. Hesitate.
3. Beginning on the right lead complete three circles to the right; the first circle small and slow; the next two circles large and fast. Change leads at the center of the arena.
4. Complete three circles to the left; the first circle small and slow; the next two circles large and fast. Change leads at the center of the arena.
5. Begin a large circle to the right, but do not close this circle. Run down the center of the arena past the end marker and do a right rollback—no hesitation.
6. Run up the middle to the opposite end of the arena past the end marker and do a left rollback—no hesitation.
7. Run past the center marker and do a sliding stop. Back up to the center of the arena or at least ten feet (three meters). Hesitate to demonstrate completion of the pattern.

[R/AQHAP-11]

Pattern Provided by:

Judges

©2024 HorseShowPatterns.com. All Rights Reserved.

